

CONTAINER REQUIREMENT 1

The illustrations shown in this Container Requirement are examples only. Containers that conform to the principle of written guidelines for the species but look slightly different will still meet the IATA standards.

Applicable to:

- Cats (domestic)
- Dogs (domestic)

Note:

See also CR82

STATE VARIATIONS: CHG-01/03/04, GBG-01/02/03/04/05, HKG-01, NZG-01, SAG-02, ZWG-02/03/04, EUR-01, USG-Variations

OPERATOR VARIATIONS: AA-09, AF-01, BA-04/05/07/08/09/10/11/12, BD-03, AC-03, CO-04/05/06/07/08/09/10, CX-05, CX-06, DL-06, DL-07, EI-01, EK-05, EK-07, EK-08, EK-12, GF-05, KA-05/06, KL-01, KL-08, LH-03, LX-05/06, MS-01, OK-01/06, SV-04, SV-05, SV-06, SV-07, SV-08, TG-01, QF-01, US-01

Note:

For carriage of domestic pets in passenger cabins as accompanied baggage see Chapters 2 and 3.

1. CONTAINER CONSTRUCTION

(Some governmental regulations require that the container must be sealed during transportation. Certain airlines will not carry wooden containers. See exceptions AUG-01 and NZG-01 in Chapter 2; AC-01 and QF-01 in Chapter 3.)

Materials

Fibreglass, metal, rigid plastics, weld metal mesh, solid wood or plywood.

Principles of Design

The following principles of design must be met in addition to the General Container Requirements outlined at the beginning of this chapter.

Containers made entirely of welded mesh or wire mesh are not suitable for air transport.

Rigid plastic containers are suitable for most breeds of dog but their acceptability is at the discretion of the carrier. If a container has wheels, they must be removed or rendered inoperable.

Some rigid plastic containers may not be suitable for large dogs, or dogs that are aggressive. Specially constructed containers of hardwood, metal, plywood or similar material, with two secure door fasteners on each side, are acceptable.

Size

Each animal contained in the container must have enough space to turn about normally while standing, to stand and sit erect, and to lie in a natural position.

Frame

For wooden containers, an outer frame of 2.5 cm × 7.5 cm (1 inch × 3 inch) lumber screwed or bolted together and lined with solid wood or plywood sides is acceptable.

Sides

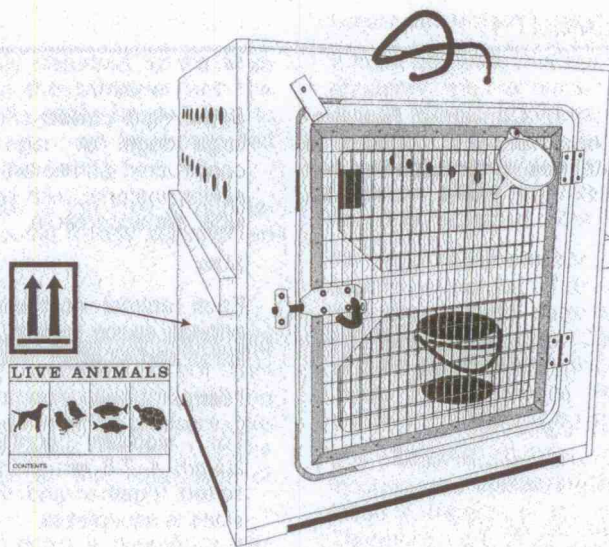
For two part, rigid plastic containers, all hardware must be present and properly installed. For containers made of wood, plywood of a minimum of 12 mm (1/2 in) or equivalent material must be used to line the outer framework. Side walls must be solid with sufficient ventilation as prescribed. The interior of the container must be smooth with no protrusions that the animal can bite or scratch to cause damage to the integrity of the container in any way.

The whole of one end of the container must be open, covered with bars, welded mesh or smooth expanded metal which is securely fixed to the container so that the animal cannot dislodge it.

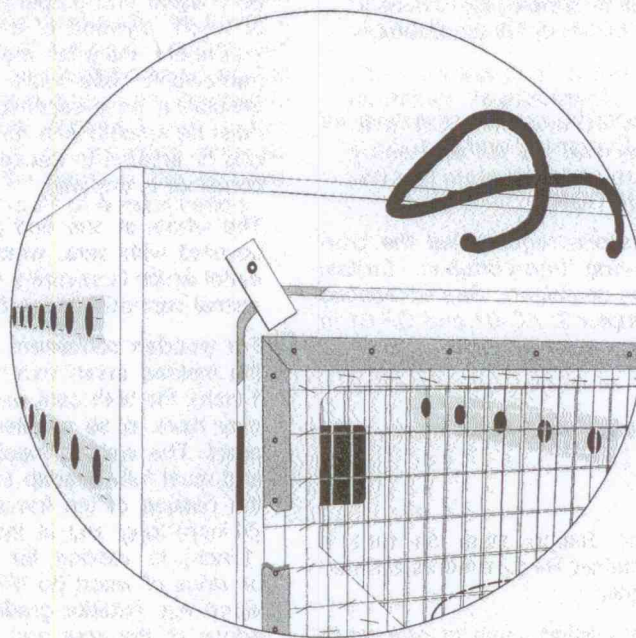
- For wooden containers the maximum size openings in the welded mesh must be 25 mm × 25 mm (1 inch × 1 inch), for both cats and dogs. However, the openings may have to be smaller in order to be nose and paw proof. The welded mesh must be 12 gauge or thicker and must fully overlap the frame. It must be attached to the outside of the frame using staples at least 20 mm (3/4 inch) long and at intervals of no more than 25 mm (1 inch). In addition, for dog containers a wooden frame or strips of wood (to IPPC regulations or manufactured wood e.g. exterior grade ply) must be placed over the edges of the wire and affixed with screws. This compresses the wire between the strips of wood and the outer surface of the container. The wooden compression strips/frame must be at least 12 mm thick and of a placement to adequately secure the wire. Fasteners must not penetrate into the container.

8

1

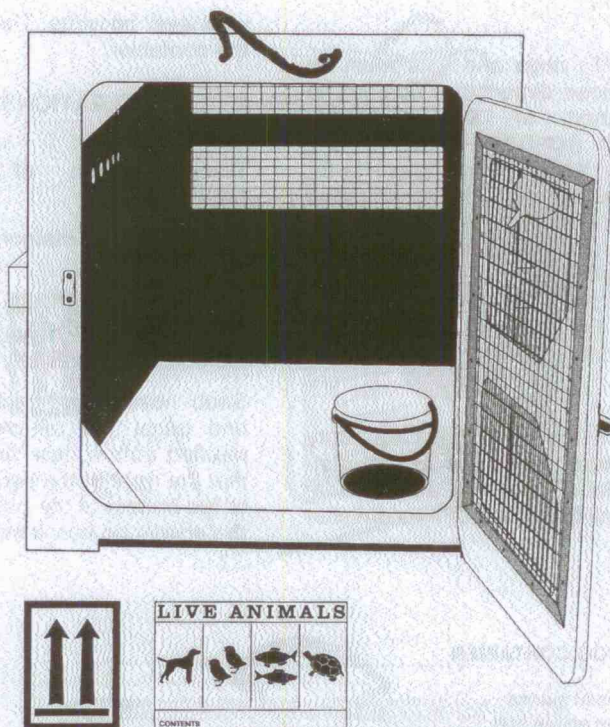


□



8

1



Handling Spacer Bars/Handles

Must be provided along the middle of both long sides of the container.

Floor

The floor must be solid and leak-proof.

Roof

The roof must be solid but ventilation holes are allowed over the whole surface provided that they do not reduce the integrity of the strength of the roof itself.

Door

The door must form the whole of one end of the container. It can be either sliding or hinged.

There must be an adequate means of fastening and sealing for those containers destined for countries where sealing is required. Large doors will require additional hinges and two or three secure means of fastening to be fully secure.

The door must be constructed of plastic, welded or cast metal of sufficient gauge or thickness so as to preclude the animal from bending or distorting the door. The mesh must be nose and paw proof to avoid injury to the animal and handlers. Doors made of plastic material are permitted, provided that hinges and locking pins are made of metal of sufficient gauge and thickness.

For rigid plastic containers, the door hinge and locking pins must engage the container by at least 1.6 cm (5/8 in) beyond the horizontal extrusions above and below the door opening where the pins are fitted.

The shipper must ensure that all hardware and fasteners are in place and serviceable.

Ventilation

Ventilation is provided by an open end to the container (which can be the door) and by ventilation openings of a minimum of 2.5 cm (1 in) over the upper two thirds of the opposite end and the remaining two sides, at a distance of 10 cm (4 in) from centre to centre of each opening.

In the case of specially constructed large dog containers the open end must be covered by closely spaced metal bars or a double weld mesh with 1 cm (1/2 in) spacing between the meshes.

The total ventilated area must be at least 16% of the total surface of the four sides. The provision of additional holes on the roof or sides of the container or larger mesh covered holes in order to increase the ventilation are permitted.

All openings must be nose and paw-proof, in the case of cats and small dogs these may have to be covered with mesh. It is very important that no animal has any surface or edge at which it can gnaw or scratch.

Feed and Water Containers

Water container must be present within the container with outside access for filling. Food containers must be present either within the container, if sealed, or attached to it for use in cases of delay. Note illustrations above are illustrations only, containers that look or receptacles that are attached differently are acceptable.

Forklift Spacers

Must be provided for all containers where the total weight with the animal exceeds 60 kg (132 lb).

8

1

SPF Containers

Specific Pathogen Free (SPF) dogs and cats must be transported in containers whose dimensions conform to the requirements published in this Container Requirement. SPF labelling must be affixed to the container plus "This Way Up" labels. Filter containers for SPF consignments have special gauge air filters fixed in the ventilation apertures. Ventilation must be a minimum of 16% of the surface area of the four sides. Sufficient water must be provided for the journey. Food must be provided, if required, at the point of origin in order that the sealed container is not opened during transport. A viewing panel must be provided on SPF containers.

Labelling

A green "Live Animals" label/tag or a red "Laboratory Animals" label/tag is mandatory on all live animal consignments. "This Way Up" labels/tags are also mandatory and must be placed on all four sides of the container

whenever possible. The label or tag can be imprinted on the container.

2. PREPARATIONS BEFORE DISPATCH (see Chapter 5)

Tranquillisation of dogs and cats is not recommended.

See General Container Requirements at the beginning of this chapter.

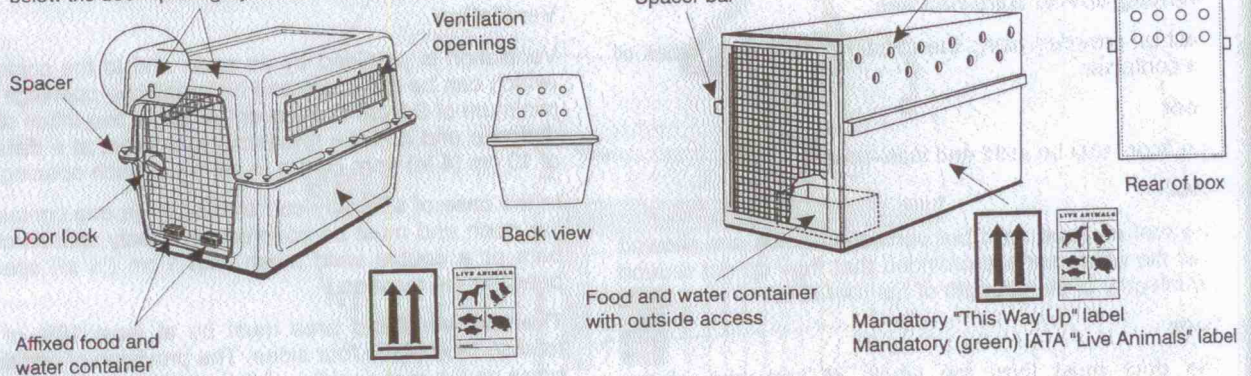
Feed the animal only a light meal and a short drink approximately two hours before dispatch and exercise the animal immediately before dispatch.

Snub nose dogs, such as boxers, bulldogs, pekineses and pugs, are affected more than other breeds by rarefied atmosphere and care must be taken to ensure that the front of the container has open bars from the top to the bottom of the box for ventilation. It is essential that the animal be free from respiratory troubles.

EXAMPLE:

TYPICAL RIGID PLASTIC DOG CONTAINER

Door hinges and locking pins must extend beyond the horizontal extrusions above and below the door opening by at least 1.6 cm (5/8 in)



Notes:

1. A maximum of two adult animals of comparable size up to 14 kg each, that are used to cohabitation, may be shipped in the same container. Animals over that weight must travel individually.

2. Animals up to six months old from the same litter, up to a maximum quantity of three, may be shipped in the same container/compartiment.

